







Class Details	Picture
<p>Sat Jan 5 9a – 3p Nanette McDoniels “Night and Day Quilt” Skill level: Beginner</p>	
<p>Wed Jan 9 9a-3p Norma Kindseth “Stained Glass Quilt” Skill level: Confident Beginner</p>	
<p>Sat Jan 12 9a – 3p Cheryl Votapka “Variations of Disappearing 9 & 4 Patch” Skill level: Easy</p>	 <p>2018/10 16:13</p>

Class Details	Picture
<p>Wed Jan 16 9a–3p Connie Remetch “Waltzing 9 Patch”</p> <p>Skill level: Adventurous Beginner. If you can operate your machine & sew a (more or less) straight line, you’re good.</p> <p>This is a technique class—making free-hand cuts, weaving, fusing, raw edge appliqué, & making 3 different borders with “dancing” or floating elements.</p> <p>NOTE: these 9 patch units are woven, not pieced! JoAnn Belling’s original pattern is written for a 44” square wall hanging or table topper (1st pic). I scaled it up to bed size (2nd pic). JoAnn used batiks; I used pastels & brights in mostly small scale & kid-friendly prints.</p> <p>Purchase of a pattern from the designer is required. Go to joannbelling.com —> Patterns—> Waltzing Nine Patch, \$10 each.</p>	 <p>The top photograph is a book cover for the pattern 'WALTZING NINE PATCH'. It features a 44" x 44" wall quilt with a dark background and colorful geometric patterns. Below the quilt, the text reads: 'Instructions to Complete A 44" x 44" Wall Quilt' and 'JoAnn Belling'.</p> <p>The bottom photograph shows a larger version of the quilt, scaled up to bed size, with a dark background and colorful geometric patterns.</p>

Class Details	Picture
<p>Sat Jan 19</p> <p>9a – 3p</p> <p>JoAnn Washa</p> <p>“Rapid Fire Hunter Star”</p> <p>Skill Level: Confident Beginner</p> <p>Template Required: Deb Tucker’s Rapid Fire Hunter Star (petite size) – available on amazon.com. Instructor will have a template that can be borrowed but patience will be required as you wait your turn.</p>	
<p>Wed Jan 23</p> <p>9a–3p</p> <p>Kris Curtis</p> <p>“Sweatshirt”</p>	

Class Details	Picture
Wed Jan 30 9a-3p Open "Beginning Quilting Part 1"	